



HOSHIZAKI

> IM-100A

Daily ice production capacity up to **112 KG**



The Hoshizaki cube is characterized by its clean edges and its transparency streaked by a marbling effect. When the CELL WALLS block the freezing water's expansion from all sides, while reaching up to -30°C during the cubing process. As the temperatures go down, the water keeps expanding and marbles start to form as a sign of extreme density and compactness of every single cube.



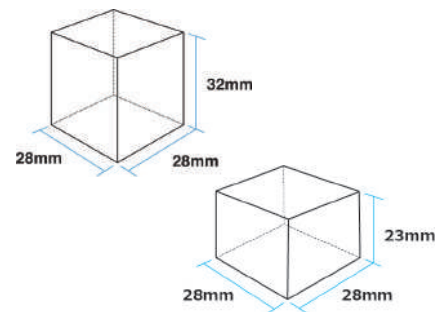
CUBE ICE MAKER SERIES

I-FIT SERIES

FEATURES

- > Zero clearance rear design for easy installation
- > Round front door and easy access to ice
- > Pull out air filter design for easy cleaning
- > Front water valve access for easy servicability
- > Stainless steel exterior provides hygienic and high qualified finish

ICE SIZE



MARBLE EFFECT



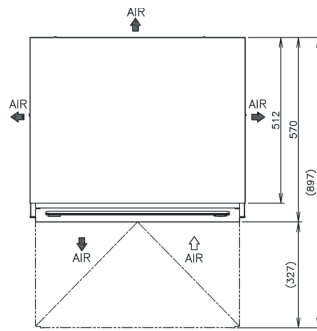
- > Individual cube
- > Impurity free
- > Hardest ice to enjoy slow melting and dilution of drinks

CERTIFICATION

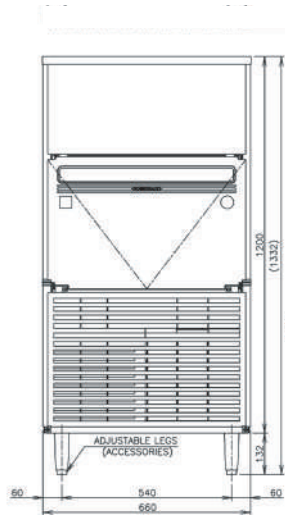


DIMENSIONS & SPECIFICATION

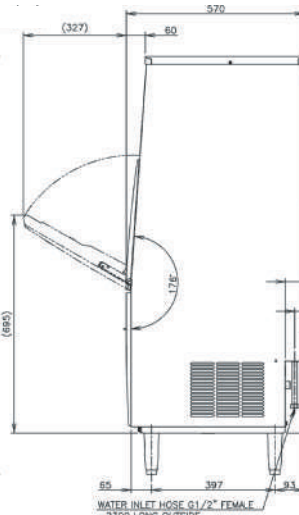
TOP SIDE



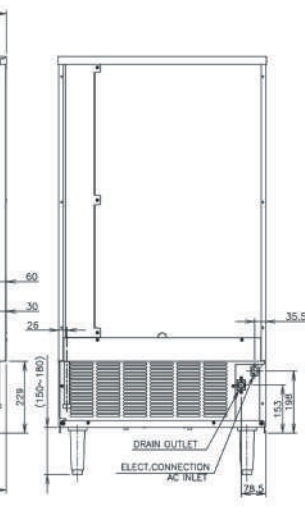
FRONT SIDE



RIGHT SIDE



BACK SIDE



IM-100A

ICE DIMENSIONS (WxDxH)

28 x 28 x 32mm (Standard size)
28 x 28 x 23mm (23 mm size)

DIMENSIONS (WxDxH)

660 x 570 x 1200 mm

PACKAGE DIMENSIONS (WxDxH)

760 x 680 x 1379 mm

WEIGHT (NET/GROSS)

76 KG / 95 KG

AMPERAGE / STARTING AMPERAGE

4.8 A / 18.4 A

ELECTRICAL CONSUMPTION (AT32°C/WT21°C)

680 W

REFRIGERANT CHARGE

R404A / 400g

HEAT REJECTION (AT32°C/WT21°C)

1335 W 1150 kcal/h

ICE PRODUCTION PER 24H (15MM)

(AT10°C/WT10°C)	112 KG
(AT21°C/WT15°C)	108 KG
(AT32°C/WT21°C)	88 KG

ICE PRODUCTION PER CYCLE (AT32°C/WT21°C)

Approx. 1.8 KG / 80 pcs
FREEZE CYCLE TIME PER CYCLE 30 minutes

WATER CONSUMPTION PER 24H (AT32°C/WT21°C)

0.17 m³ ≈ 2.1 L / 1 KG ice

STORAGE CAPACITY

34KG/52KG (BIN SENSOR /MAX)

NOTE: OPERATING CONDITIONS:

All dimensions indicated are Width x Depth x Height in mm
*60Hz units are available on request

• Voltage Range: 198V-254V • Ambient Temperature: 1°-40°C • Water Supply: 5°-35°C / 0.07-0.78 Mpa / 7.25-116 PSI • AC Supply Voltage: 1/220-240V / 50Hz